

# Door Control Unit for BIS HOTEL




The Be-Tech Door Control Unit is the perfect solution to provide access control on common doors, such as parking barriers, health centers, gym room, conference room, staff entrances, guest night entrances and more, our Door Control Unit is fully compatible with Be-Tech electronic locking systems and provides better guest experience for your hotels.

## FEATURES:

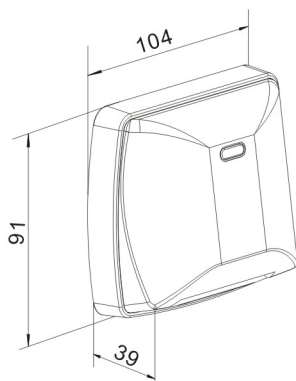
- Modern reader design in matte black color.
- Compatible with twins-reader mounting on passage door both side (optional to use)
- Snap-on mounting design easy to fix for surface mounted installation.
- Inward 'Door Exit' switch is available to simple "ouch and go" for hotel guests.
- Compatible with BIS Hotel and BIS Locker systems.
- Emergent battery power supply is available to make sure Door Control Unit working properly while suffering unstable power supply. (\*)

(\*) only for the door control unit model MJM

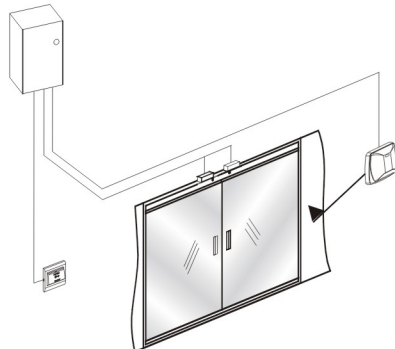


# SPECIFICATIONS

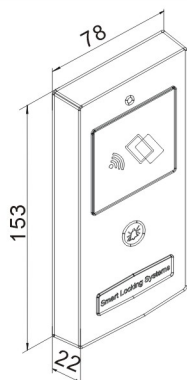
MJM Reader Dimensions:



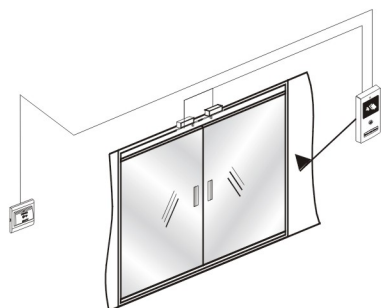
Typical MJM DCU installed:



2700M Reader Dimensions:



Typical 2700M DCU installed:



## TECHNICAL DATA:

Each complete unit, supplied individually packed, consists of:

### Model MJM:

- 1) Door Control Unit with reader.
- 2) Relay box with backup power supply battery.
- 3) External Power supply.
- 4) Inward Door Exit switch.

### Model 2700M:

- 1) Door Control Unit with reader.
- 2) External power supply.
- 3) Inward Door Exit switch.

### Additional parts:

- 1) Electronic drop bolt lock.
- 2) Electronic magnet lock.

### Dimension-MJM:

#### Reader:

Height: 91 mm / 3,58 inch  
Width: 104 mm / 4,09 inch  
Depth: 39 mm / 1,54 inch

#### Relay box:

Height: 310 mm / 12,2 inch  
Width: 160 mm / 6,3 inch  
Depth: 72 mm / 2,83 inch

### Dimension-2700M:

#### Reader:

Height: 153 mm / 6,02 inch  
Width: 78 mm / 3,07 inch  
Depth: 22 mm / 0,87 inch

### Electrical Specifications:

DCU Model	MJM	2700M	
Supply voltage	18VDC	12VDC	
Supply current	6A	3A	
Load current, output 1	Max.3A @12VDC	Max.3A @12VDC	Resistive load
Load current, output 2	Max.3A @12VDC		Resistive load
Backup Power	Rechargeable battery (capacity : 7000mAh)		

Cable with different country specification plug must be ordered in addition if needed.

Contact us:

*Smart Your Life*



**Guangdong Be-Tech Security Systems Limited**  
No.17, KeYuan 3 Road, Ronggui  
Shunde High-Tech Zone, Foshan,  
Guangdong 528306, P.R.China  
Tel: +86 757 28376123 | Fax: +86 757 28308823  
E-mail: export@be-tech.com.cn | www.be-tech.com.cn

ID:04-BTHA44C1303-E1-12

Specifications may change without notice.